

PFAFF[®] Industrial

New

2335

Cylinder-bed sewing machine
for industry and handcraft



by PFAFF[®] Industrial
Made
in Germany

CE

pico
drive

PFAFF

Areas of application 2335

This cylinder-bed sewing machine can be used for:

- leather accessories
- leatherwear
- upholstery
- shoes.

(on request only: machine available with small hook)

The machine is suitable:

- working on tubular or pre-attached articles
- standard sewing work on leatherware, bags and leather-craft articles
- binding of shoes and leatherware with leather, imitation leather or textile tape
- piping work on bags, suitcases and upholstery

Features of the 2335

- Excellent handling of tubular and three-dimensional articles on the 50 mm cylinder arm
- Top seam quality coupled with high performance and reliability
- Precise and consistent stitch setting on all materials.
- Very neat bindings, even inside and outside curves, thanks to the moving binder, and tape is held close to the binding edge. (with part set: -17/01-650/03 or -39/21)
- Large „G“ horizontal hook (with 50% more bobbin capacity) = fewer bobbin changes
- Very good Handling due to the large clearance of 345 x 120 mm
- Automatic lubrication system for accurate adjustment of the fresh oil supply for the arm parts and wick lubrication of hook
- Unique service concept: Easy and fast access of all adjustments:

Overview of the 2335

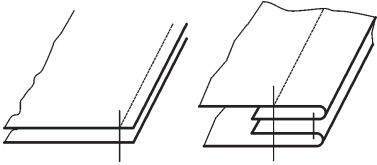
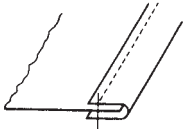
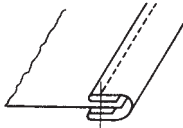
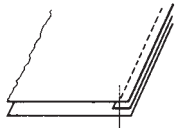
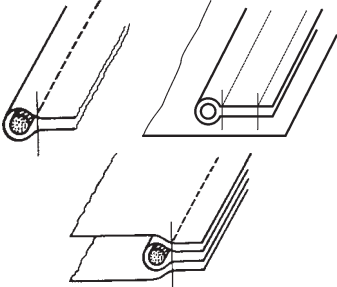
The POWERLINE 2335 is available in the following versions with varying equipment:

	BASIC	CLASSIC
Large horizontal hook (G) with up to 40 % more bobbin thread capacity	●	●
Thread trimmer, < 13 mm thread ends (-900/81)		●
Thread nipper, controlled (-909/12)		○
Presser foot lift, with intermediate lift by mechanical foot pedal, with thread tension lift	○	
Presser foot lift, with hand lever and hand switch (electropneumatically controlled), with thread tension lift		●
Manual backtacking with hand lever	●	●
Automatic backtacking, electro-pneumatic (-911/35)		●
1 pre-selectable stitch length	●	●
2 pre-selectable stitch lengths, alternately switchable		●
1 Top feed stroke manually adjustable (top feed stroke up to 9 mm)	●	
1 Top feed stroke manually adjustable, speed adaption, multi-switch		●
Unison feed	●	●
Overload safety clutch at hand wheel	○	○
Mounting features for attachments at upper arm and sewing head	○	○
Oil-level indicator at oil tank (via gauge glass)	●	●
Sewing feet pressure, manually adjustable	●	●
DC- motor: Pico Drive II (mounted under the table)	○	●
Control panel BDF-PicoTop	○	●
Bobbin thread monitor with stitch counter and LED display (-926/07)		●
Integrated panel with 4 multi-function buttons & programmable multi-switch		○
Built in LED sewing light in the machine head, dimmable	○	○
Bobbin thread winder	●	●

* Necessary for thread trimmer, backtacking, thread nipper, presser foot lift,




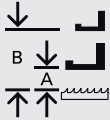




● standard
○ option

Parts kits 2335

Parts kit	Seam construction	Operation
-2/27		For leathercraft work. Small- size part set (smooth surfaced sewing parts).
-6/01		Standard parts kit for all types of sewing work
-17/01-650/03		For binding operations, 90° tape in-feed. Attachment mounted on retractable bracket.
-39/21		For binding operations, both edges folded in, 90° tape in-feed, attachment mounted on retractable bracket.
-40/64		Sewing in piping between two material plies, piping guide retractable, attachment fixed. Available as N 2.5 (stitch length max. 2.5 mm) or for max. stitch length of 4.5 mm.
-40/12		Piping work: side adjustment of feed dog for pre-piping and piping work



Technical data + Specifications 2335

Typen		 *						
2335 BASIC 2335-050/000	●	3.000	6	A: 9 mm B: 18 mm	≤ 13	134-35	80 - 100	max. 30/3
2335 CLASSIC 2335-350/001	●	3.000	6	A: 9 mm B: 18 mm	≤ 13	134-35	80 - 100	max. 30/3

* = the max. sewing speed depends on pre-selected stroke and stitch length




Number of needles



Remaining thread length after cutting in mm




Max. sewing speed



Needle system




Max. stitch length



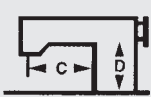








Recommended needle size in Nm



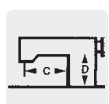
Top feed stroke (A) and fabric clearance (B)



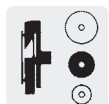
Thread size (metrical number in Nm)

								
C:345 x D:120	●	●					●	
C:345 x D:120	●	●	●	○	●	●		●

- standard
- option



Arm clearance in mm



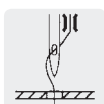
Horizontal hook, large



Bottom feed, needle and alternating unison feed



Thread trimmer



Thread nipper



Presserfußautomatik



Presser foot lift



Top feed lift adjustable by knob



Top feed lift adjustable by knob with automatic speed limitation

PFAFF Industriesysteme und Maschinen AG

Hans-Geiger-Str. 12 – IG Nord
D – 67661 Kaiserslautern
www.pfaff-industrial.com

Telefon: +49-6301/3205-0
Telefax: +49-6301/3205-3171
E-mail: info@pfaff-industrial.com



Europäische Union
Wachstum durch Innovation – EFRE

